



DAILY CURRENCY REPORT

27 April 2026

27 April 2026

Domestic Currencies

Currency	Expiry	Open	High	Low	Close	% Change
USDINR	28-Apr-26	94.2000	94.3275	94.1500	94.2275	0.15
USDINR	26-May-26	94.3500	94.5550	94.3200	94.4925	0.15
EURINR	28-Apr-26	110.0300	110.5000	110.0000	110.3250	0.25
GBPINR	28-Apr-26	126.8375	127.2000	126.8375	127.1650	0.18
JPYINR	28-Apr-26	59.1000	59.1000	58.9400	58.9400	-0.27

Open Interest Snapshot

Currency	Expiry	% Change	% Oi Change	Oi Status
USDINR	28-Apr-26	0.15	-3.39	Short Covering
USDINR	26-May-26	0.15	93.76	Fresh Buying
EURINR	28-Apr-26	0.25	-0.16	Short Covering
GBPINR	28-Apr-26	0.18	0.13	Fresh Buying
JPYINR	28-Apr-26	-0.27	0.00	Long Liquidation

Global Indices

Index	Last	%Chg
Nifty	23897.95	-1.14
Dow Jones	49230.71	-0.16
NASDAQ	24836.60	1.63
CAC	8157.82	-0.84
FTSE 100	10379.08	-0.75
Nikkei	60571.95	1.43

International Currencies

Currency	Last	% Change
EURUSD	1.1723	0.15
GBPUSD	1.3534	0.15
USDJPY	159.364	-0.14
USDCAD	1.3667	-0.09
USDAUD	1.3951	-0.34
USDCHF	0.7851	-0.18

Technical Snapshot



SELL USDINR APR @ 94.35 SL 94.55 TGT 94.15-94.

Trading Levels

Expiry	Close	R2	R1	PP	S1	S2
28-Apr-26	94.2275	94.42	94.33	94.24	94.15	94.06

Observations

USDINR trading range for the day is 94.06-94.42.

Rupee slipped, hitting a four-week low amid rising crude oil prices as geopolitical tensions in the Middle East fuel supply concerns.

RBI has been selling dollars intermittently to limit volatility, aiming to slow the decline rather than defend a fixed level.

Equity withdrawals have remained strong, with cumulative outflows earlier this month briefly surpassing last year's record annual exit of \$18.79 billion.



FOLLOW US



Technical Snapshot



SELL EURINR APR @ 110.6 SL 110.9 TGT 110.2-110.

Trading Levels

Expiry	Close	R2	R1	PP	S1	S2
28-Apr-26	110.3250	110.78	110.56	110.28	110.06	109.78

Observations

EURINR trading range for the day is 109.78-110.78.

Euro steadied as heightened Middle East tensions fueled concerns over rising inflation and the outlook for economic growth.

Investors remained cautious amid stalled US-Iran peace negotiations and ongoing blockades in the Strait of Hormuz, which have driven another surge in energy prices.

Eurozone's Manufacturing PMI climbed to 52.2 in April 2026 from 51.6 in March, surpassing expectations of 50.8.

Technical Snapshot



SELL GBPINR APR @ 127.6 SL 127.9 TGT 127.3-127.

Trading Levels

Expiry	Close	R2	R1	PP	S1	S2
28-Apr-26	127.1650	127.43	127.30	127.07	126.94	126.71

Observations

GBPINR trading range for the day is 126.71-127.43.

GBP steadied as tensions between the US and Iran remained elevated in absence of progress in peace talks.

UK retail sales volumes rose 0.7% month-on-month in March 2026, rebounding from a revised 0.6% drop in February.

UK GfK Consumer Confidence Index dropped four points to -25 in April 2026, its largest decline in a year and the lowest level since October 2023.

Technical Snapshot



SELL JPYINR APR @ 59.15 SL 59.35 TGT 58.9-58.7.

Trading Levels

Expiry	Close	R2	R1	PP	S1	S2
28-Apr-26	58.9400	59.15	59.04	58.99	58.88	58.83

Observations

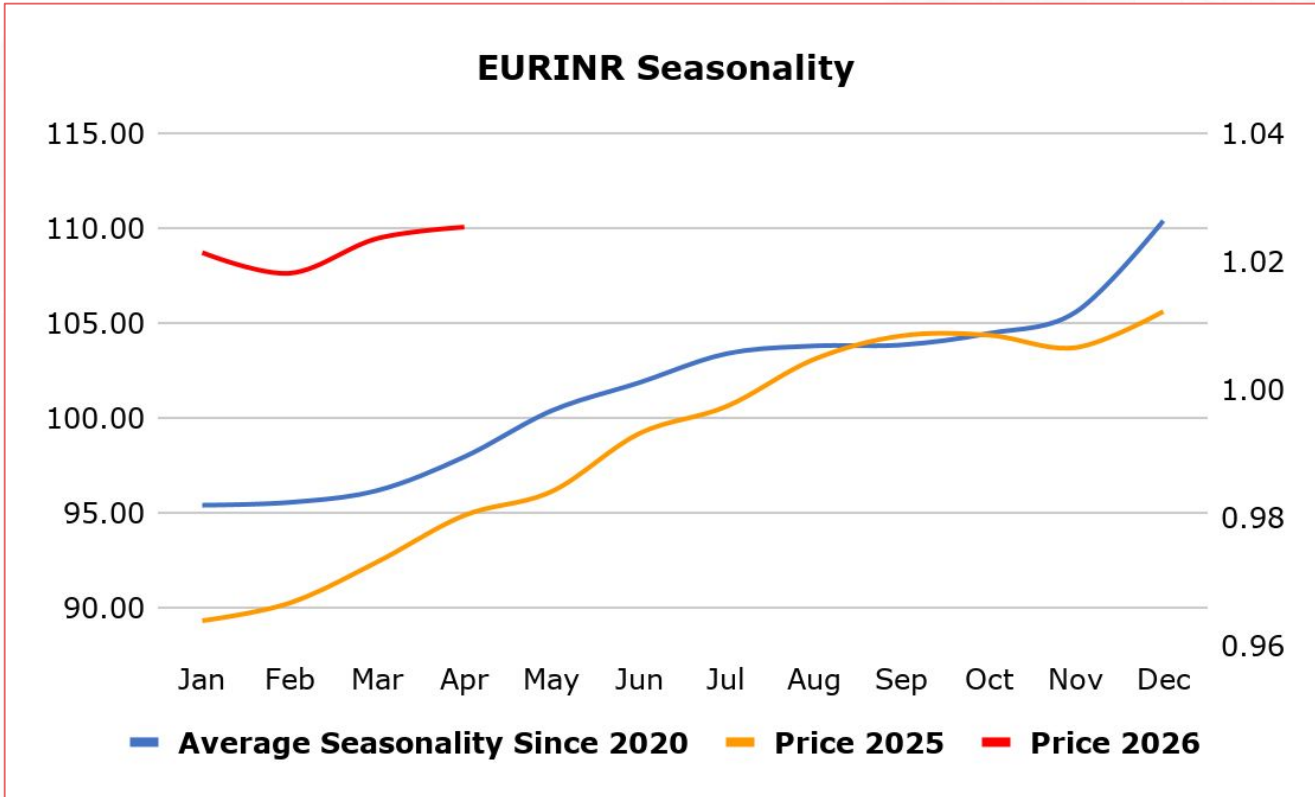
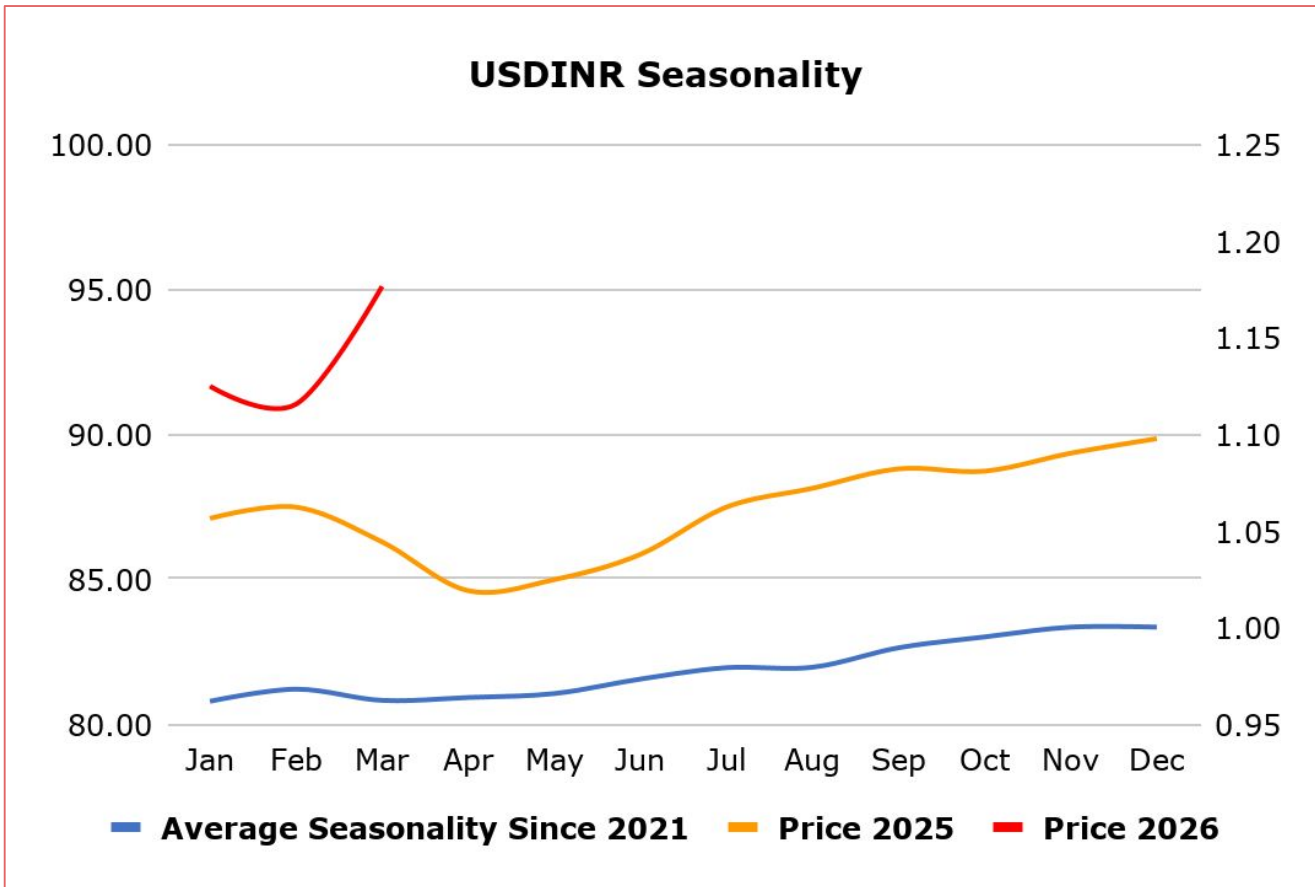
JPYINR trading range for the day is 58.83-59.15.

JPY dropped even as authorities issued renewed warnings of potential intervention and domestic inflation picked up.

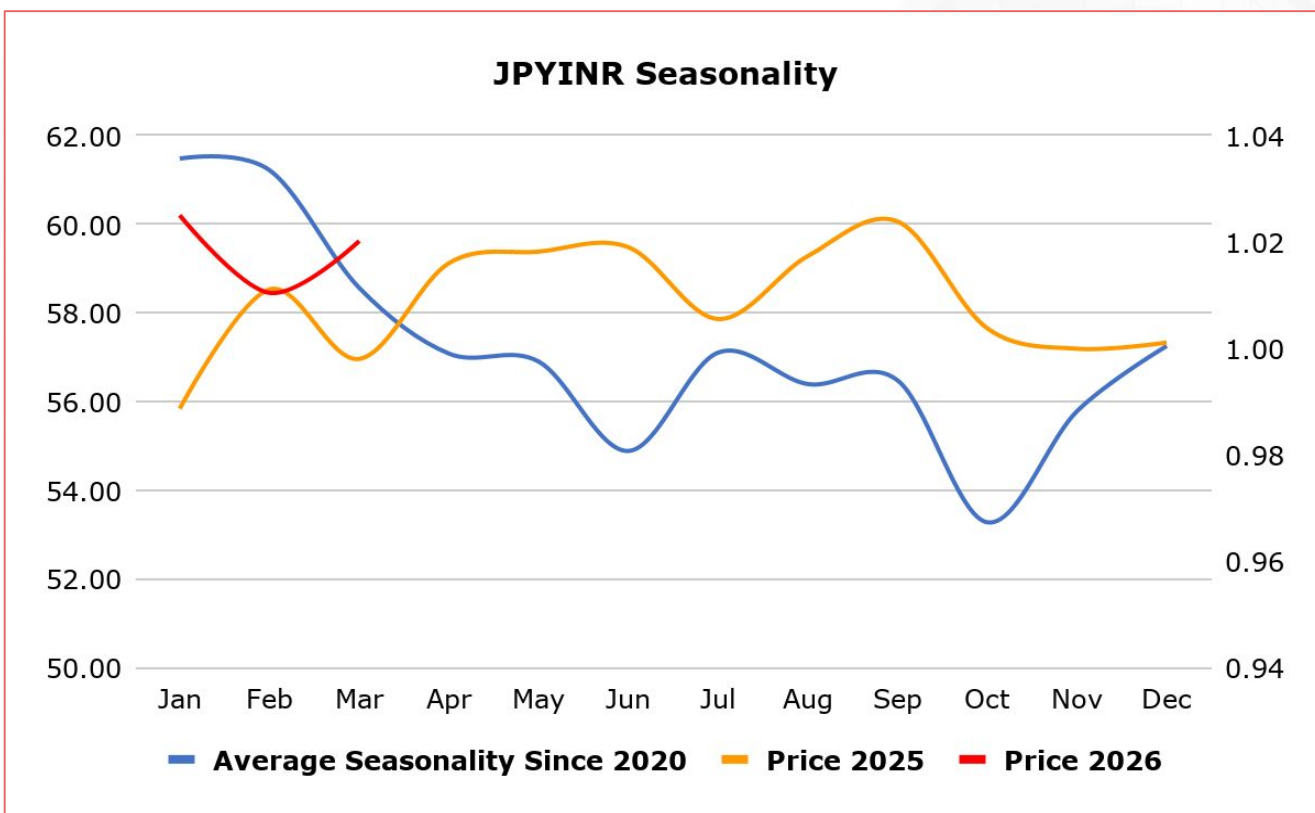
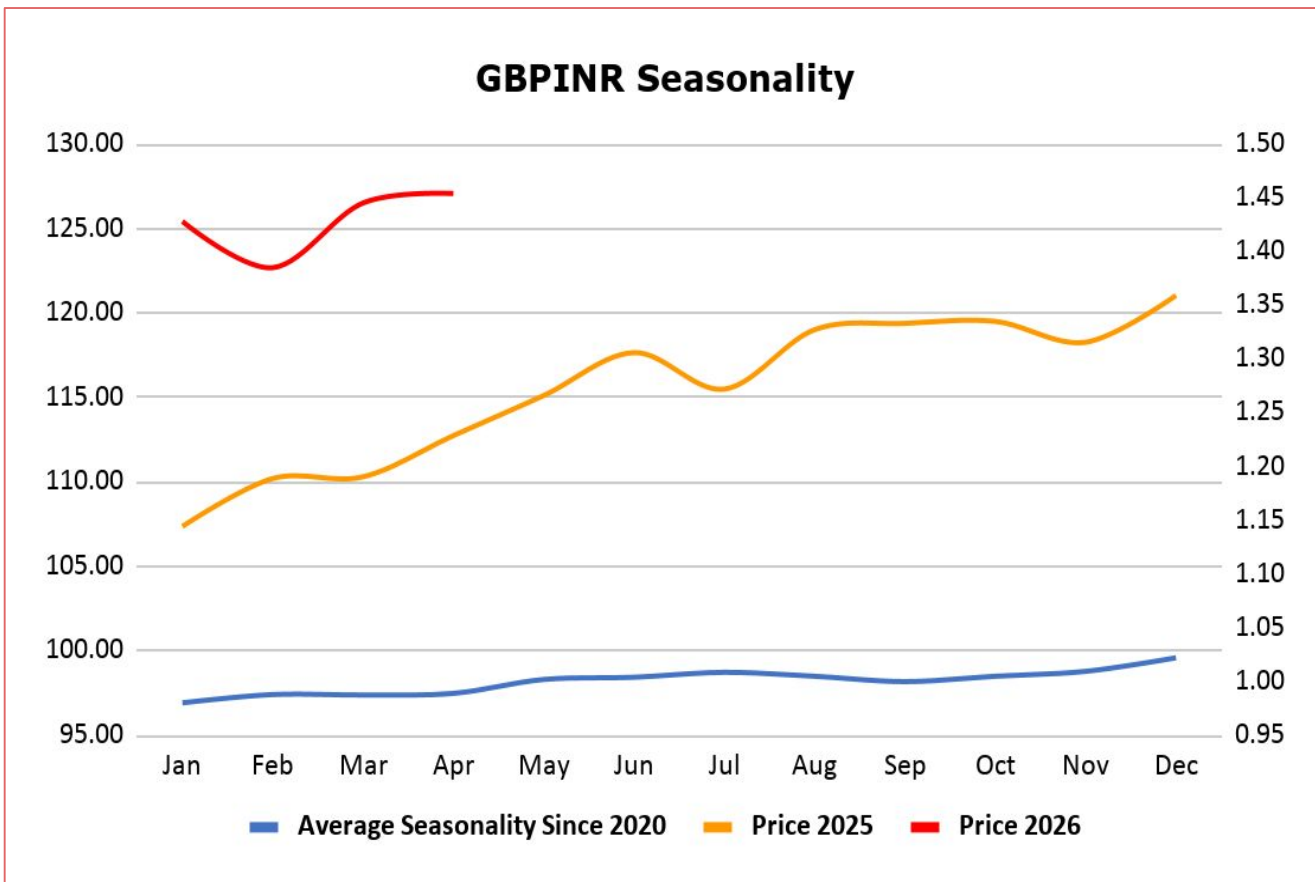
Japan's annual inflation rose to 1.5% in March 2026 from February's near four-year low of 1.3%.

Japan's core consumer price index, which excludes fresh food but includes energy, rose 1.8% year-on-year in March 2026

27 April 2026



27 April 2026



Economic Data

27 April 2026

Date	Curr.	Data
Apr 27	EUR	German GfK Consumer Climate
Apr 28	USD	ADP Weekly Employment Change
Apr 28	USD	S&P/CS Composite-20 HPI y/y
Apr 28	USD	CB Consumer Confidence
Apr 28	USD	Richmond Manufacturing Index
Apr 29	EUR	M3 Money Supply y/y
Apr 29	USD	Core Durable Goods Orders m/m
Apr 29	USD	Durable Goods Orders m/m
Apr 29	USD	Goods Trade Balance
Apr 29	USD	Prelim Wholesale Inventories m/m
Apr 29	USD	Crude Oil Inventories
Apr 29	USD	Federal Funds Rate
Apr 30	EUR	German Import Prices m/m
Apr 30	EUR	German Retail Sales m/m
Apr 30	EUR	German Prelim GDP q/q

Date	Curr.	Data
Apr 30	EUR	Prelim Flash GDP q/q
Apr 30	EUR	Unemployment Rate
Apr 30	EUR	Main Refinancing Rate
Apr 30	USD	Advance GDP q/q
Apr 30	USD	Core PCE Price Index m/m
Apr 30	USD	Employment Cost Index q/q
Apr 30	USD	Advance GDP Price Index q/q
Apr 30	USD	Unemployment Claims
Apr 30	USD	Personal Income m/m
Apr 30	USD	Personal Spending m/m
Apr 30	USD	Chicago PMI
Apr 30	USD	CB Leading Index m/m
May 1	USD	Final Manufacturing PMI
May 1	USD	ISM Manufacturing PMI
May 1	USD	ISM Manufacturing Prices

News

Japan's annual inflation rose to 1.5% in March 2026 from February's near four-year low of 1.3%, with transport costs posting the fastest increase in four months (2.1% vs 0.5% in February), amid the effects of the Middle East tensions. Japan's core consumer price index, which excludes fresh food but includes energy, rose 1.8% year-on-year in March 2026, accelerating from 1.6% in the previous month and marking the first pickup in four months, driven by higher energy costs, in line with market forecasts. While the pace accelerated from the softest reading since March 2022 during February, inflation remained below the Bank of Japan's 2% target for a second straight month, as government fuel subsidies offset pressures from rising oil linked to the Iran war. The BoJ will meet on April 28 after maintaining its policy rate at 0.75% last month, while signaling a bias toward further tightening to counter inflation risks. Its March Summary of Opinions noted that additional rate hikes remain appropriate as economic activity and prices improve, with monetary accommodation to be reduced gradually if the outlook holds.

The S&P Global Germany Manufacturing PMI fell to 51.2 in April 2026 from 52.2 in the prior month, almost in line with market expectations of 51.3, according to flash estimates. The data pointed to a slowdown in manufacturing activity following a solid expansion in the prior month, which was strongest pace since May 2022. Both output and new orders continued to rise, but growth decelerated sharply as geopolitical uncertainty dampened demand and led to greater customer reluctance. Germany's flash Services PMI fell sharply to 46.9 in April 2026 from 50.9 in March, missing expectations of 50.3 and marking the deepest contraction since November 2022. The data points to a significant downturn in service sector activity, with business volumes posting their steepest decline in nearly three and a half years. New orders dropped notably, highlighting weakening demand, while input cost inflation accelerated to its fastest pace since March 2023. Germany's flash Services PMI fell sharply to 46.9 in April 2026 from 50.9 in March, missing expectations of 50.3 and marking the deepest contraction since November 2022.

**Scan the QR to connect
with us**



KEDIA ADVISORY

KEDIA STOCKS & COMMODITIES RESEARCH PVT LTD.

Mumbai. INDIA.

For more details, please contact Mobile: +91 9619551022

Email: info@kediaadvisory.com

SEBI REGISTRATION NUMBER - INH000006156

For more information or to subscribe for monthly updates

Visit www.kediaadvisory.com

This Report is prepared and distributed by Kedia Stocks & Commodities Research Pvt Ltd. for information purposes only. The recommendations, if any, made herein are expressions of views and/or opinions and should not be deemed or construed to be neither advice for the purpose of purchase or sale through KSCRPL nor any solicitation or offering of any investment /trading opportunity. These information/opinions/ views are not meant to serve as a professional investment guide for the readers. No action is solicited based upon the information provided herein. Recipients of this Report should rely on information/data arising out of their own investigations. Readers are advised to seek independent professional advice and arrive at an informed trading/investment decision before executing any trades or making any investments. This Report has been prepared on the basis of publicly available information, internally developed data and other sources believed by KSCRPL to be reliable. KSCRPL or its directors, employees, affiliates or representatives do not assume any responsibility for or warrant the accuracy, completeness, adequacy and reliability of such information/opinions/ views. While due care has been taken to ensure that the disclosures and opinions given are fair and reasonable, none of the directors, employees, affiliates or representatives of KSCRPL shall be liable for any direct, indirect, special, incidental, consequential, punitive or exemplary damages, including lost profits arising in any way whatsoever from the information/opinions/views contained in this Report. The possession, circulation and/or distribution of this Report may be restricted or regulated in certain jurisdictions by appropriate laws. No action has been or will be taken by KSCRPL in any jurisdiction (other than India), where any action for such purpose (s) is required. Accordingly, this Report shall not be possessed, circulated and/ or distributed in any such country or jurisdiction unless such action is in compliance with all applicable laws and regulations of such country or jurisdiction. KSCRPL requires such a recipient to inform himself about and to observe any restrictions at his own expense, without any liability to KSCRPL. Any dispute arising out of this Report shall be subject to the exclusive jurisdiction of the Courts in India.